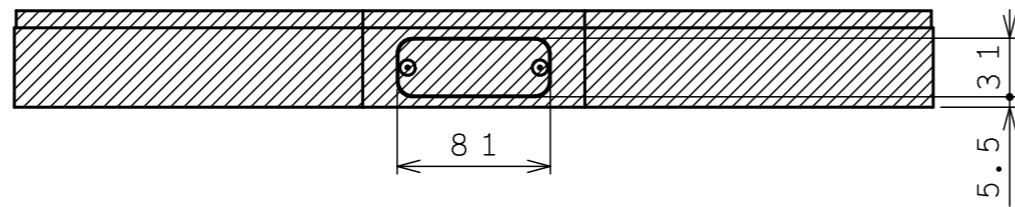
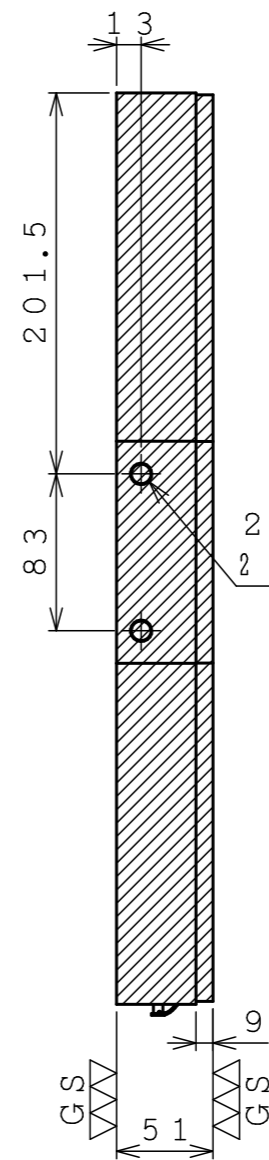
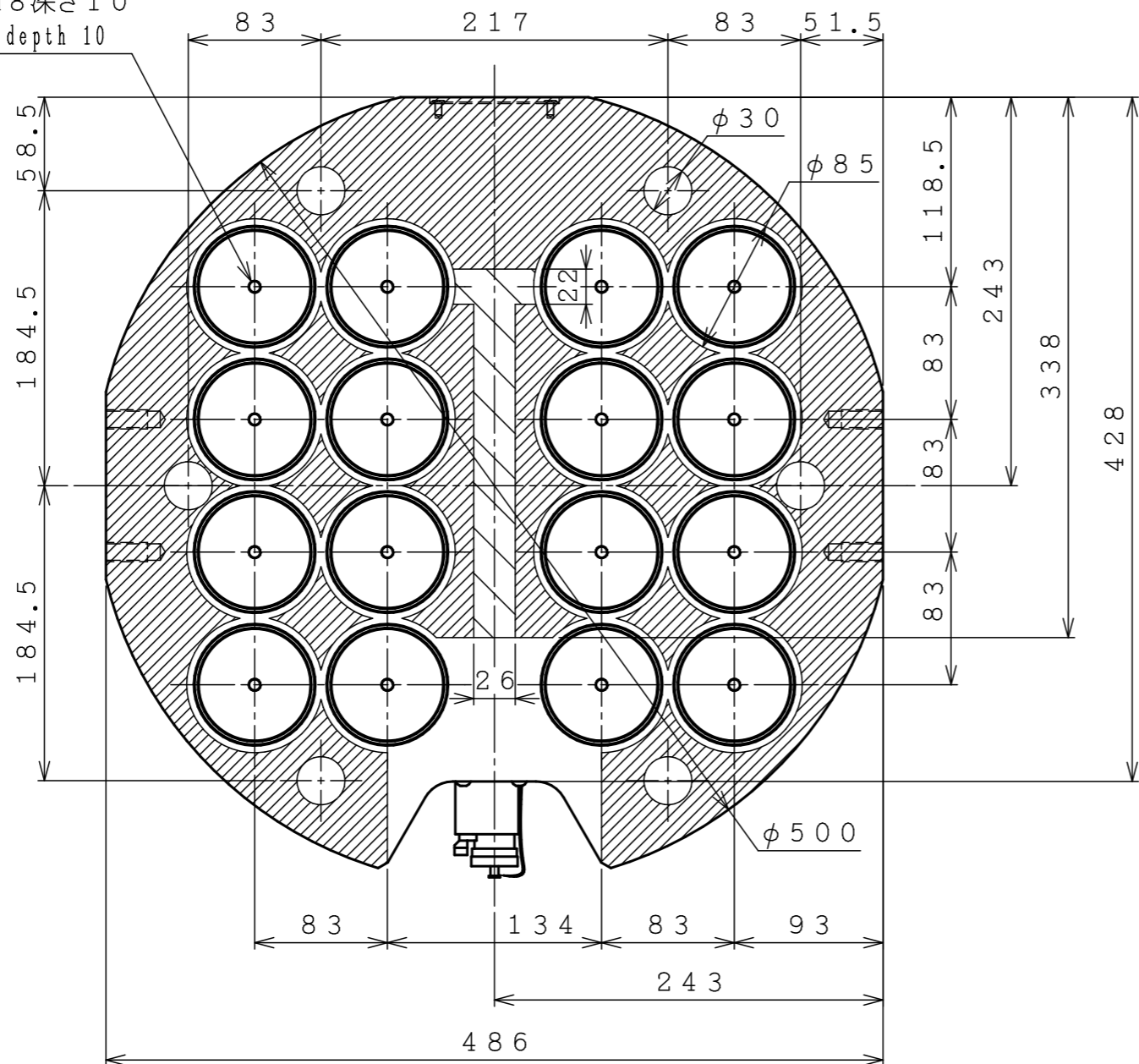


GS (▽▽)



16-M8深さ10  
16-M8 depth 10



2 × 2面-M12 × P1.75深さ26  
2 x 2 faces- M12 x P1.75 depth 26  
(反対面もあり)  
(On the opposite side too)

- 貫通加工可能  
Through hole can be machined.
- 上面から深さ23mmまで加工可能  
Machining is possible from upper face up to 23mm.
- 追加工不可能  
Additional machining is not possible.

重量：71kg  
Weight

・ボトムプレートは取り外し不可です。  
Please don't remove a bottom plate from chuck body.  
・全面の加工代 (上面：0.5mm, 下面：1mm)  
Machining allowance for self-cutting (Top: 0.5mm, Bottom: 1mm)

コントローラー Controller	電圧 Voltage	定格容量 Rating capacity	MODEL No.	MTBR500HD70S1	
NMC-100	200/230V	1.7/2.1kVA	DATE	2018.01.24	株式会社 ナベヤ NABEYA CO., LTD
NMC-200	200/230V	3.4/4.2kVA	SCALE	1/4	
			ORDER No.	135690	